

Dallas Children's Theater On Tour
presents

THE STINKY CHEESE MAN and other FAIR(L)Y (STOOPID) TALES



**Cinderumpletiltskin*
**The Other Frog Prince*
**The Really Ugly Duckling*
**The Stinky Cheese Man*

Adapted by Kent Stephens
From the Book by Jon Scieszka
Music by Gary Rue

SHOW TIME for Teachers

Welcome to *Show Time*,

a performing arts resource guide published for the CSB/SJU Fine Arts Education series. The guide may be used before or after a performance of *The Stinky Cheese Man*.

Suggested activities in this issue include information and ideas for integrating the performance with several subject areas. Activities may be adapted to meet your time and needs.

Watch for *Show Time for Kids*, one page student-ready activities designed for independent or small group work. Please feel free to copy pages as needed for student use.

How May We Help You?

Performance Synopsis	1
Write It Your Way!	2
<i>Show Time</i> for Kids: Trading Cards	3
<i>Show Time</i> for Kids: The Main Dish	4
Say..."Cheese!"	5
Picture This: Illustrators at Work!	6
Sample It!	7
Cheese: Globally Delicious!	8
Bibliography	9
Theater Etiquette	10

THE STINKY CHEESE MAN



and other

FAIR(LY) (STOOPID) TALES

What Happens in the Musical?

the STORY

Several classic fairy tales are turned upside down and inside out in the **musical comedy**, *The Stinky Cheese Man* presented by Dallas Children's Theater and **adapted** from John Scieszka's book of the same name.

Twists and turns abound as Jack the Narrator struggles with interruptions from a very loud offstage Giant who would like to tell his own version of the beanstalk incident.

Students who are familiar with *Jack and the Beanstalk*, *The Little Red Hen*, *Cinderella*, *Rumpelstiltskin*, *The Ugly Duckling*, *The Gingerbread Man*, and *Foxy Loxy* will delight in the nonsensical fun of the four "fractured" fairy tales-

- **Cinderumplestiltskin or The Girl Who Really Blew It*
- **The Other Frog Prince*
- **The Really Ugly Duckling*
- **The Stinky Cheese Man*

included in this production. As "...once upon a time..." becomes "time upon a once..." you will know that you have landed in the zany world of *The Stinky Cheese Man!*



from PAGE to STAGE

The story for the musical comes from the popular children's picture book *The Stinky Cheese Man* by John Scieszka. To **adapt** the story for the stage, the **playwrights** decide what changes must be made to the characters and events. They also work with people who write **lyrics** and music that will help to tell the story.



The Caldecott Medal

it's a WINNER!

The unique illustrations in *The Stinky Cheese Man* were created by illustrator Lane Smith. The book won a Caldecott Honor Award in 1993.

The Caldecott Medal is awarded annually to the artist of the most distinguished picture book for children. The medal is named after Randolph J. Caldecott, an English children's book illustrator from the 19th century who was known for his lively and witty illustrations.



musical- a play that tells its story through music and dialogue

comedy- a funny play or a play with a happy ending

adapted- changed

playwright- someone who writes plays

lyrics- words or verse set to music

THE STINKY CHEESE MAN



and other

FAIR(L)Y (STOOPID) TALES

WRITE IT YOUR WAY!

PLEASED to MEET YOU!

John Scieszka has a way with creating zany mismatched characters and events in his stories. After reading the story or seeing the musical discuss with your students which characters and stories got mixed up.

Ask students to think of two characters from fairy tales not represented in the musical.

Invite students to imagine the two characters meeting in a different fairy tale. Ask them to create and act out the dialogue between the two characters. Students in the audience may try to guess who the real characters are.



in the NEWS!

The Giant in the musical would like a chance to tell his side of the *Jack and the Beanstalk* story.

How might the Giant's version of the story differ from Jack's?

Ask students to imagine that they are newspaper reporters working for *The Fairy Tale Times*. Their job is to "interview" a character from a favorite fairy tale, then write a newspaper article about an event in the fairy tale from that character's perspective.

COMPARE and CONTRAST

Divide the classroom into two groups. Give each group a copy of *The Stinky Cheese Man* book. Use the following questions/prompts to compare and contrast the book with other fairy tale books the students have seen or read.

*How is the layout of the book different from or similar to other picture books?

*Why might the author and illustrator have made some of the changes to the book's layout?

*How does each story in the book compare to the original fairy tale?

*How do the actions of the characters in *The Stinky Cheese Man* differ from the original characters?

WORD builders

Read the title of the musical to students substituting each of the words below for 'stinky' :

fetid	reeking
malodorous	aromatic
fragrant	fresh
perfumed	putrid
sweet	noxious
savory	odorless

*Which words are **synonyms** (the same as "stinky"?)

*Which words are **antonyms** (opposites of "stinky"?)



THE STINKY CHEESE MAN



and other

FAIR(LY) (STOOPID) TALES

SHOW TIME for KIDS: TRADING CARDS





GUESS WHO?

Choose as many characters from the play *The Stinky Cheese Man* as you like. Make a trading card for each character using the templates at the right.

Draw a picture of the character on the front of the card and cut the card out. On the back of the card, describe the character and write one sentence about his or her story.

Stinky Cheese Man
Frog
Foxy Loxy
Ugly Stepmother
Princess
Rumplestiltskin
Cinderella
Ugly Duckling
Little Red Hen
Jack
Giant

When you are finished with your cards, find a partner to guess who your characters are by reading the back of the card.



THE STINKY CHEESE MAN



and other

FAIR(L)Y (STOOPID) TALES

SHOW TIME for KIDS: the MAIN DISH

The names of some of the characters in *The Stinky Cheese Man* make them sound good enough to eat:

- Chicken Licken
- Foxy Loxy
- Goosey Loosey
- Ducky Lucky
- Cocky Locky


Imagine that you are a chef at "The Stinky Cheese Man Cafe" and the names listed above are famous dishes served there.

What ingredients would be included in Chicken Licken or Ducky Lucky and how would it be prepared?


Cut out the recipe cards at the right. Create recipes for two of the character names. Write the recipe on the cards using the back side if you need more space.

Put all of the recipes from your class together to make "*The Stinky Cheese Man Cafe Cookbook*."

Recipe for _____



Recipe for _____



THE STINKY CHEESE MAN

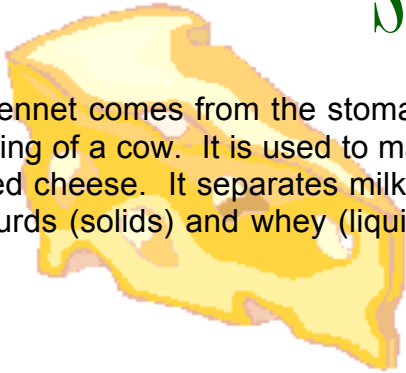


and other


FAIR(LY) (STOOPID) TALES

SAY... "CHEESE"!

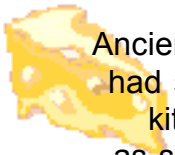
Rennet comes from the stomach lining of a cow. It is used to make aged cheese. It separates milk into curds (solids) and whey (liquid).



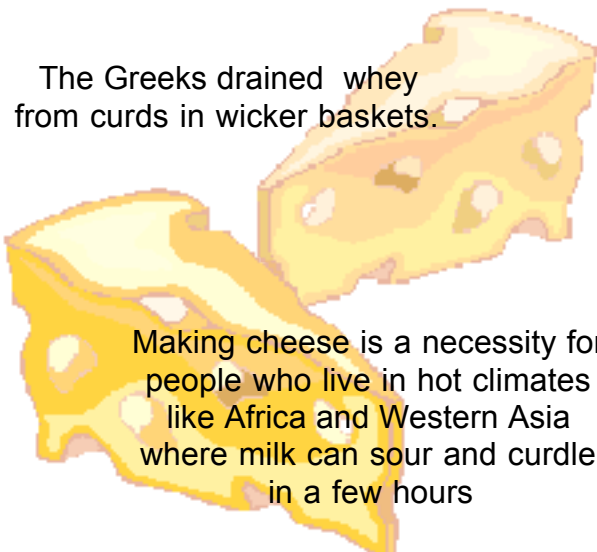
Some aged cheeses can be kept for four or five years without being refrigerated!



Ancient Roman houses had separate cheese kitchens as well as special places for aging cheese.

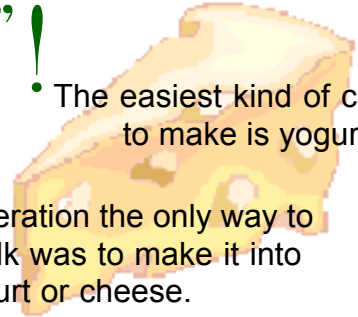


The Greeks drained whey from curds in wicker baskets.



Making cheese is a necessity for people who live in hot climates like Africa and Western Asia where milk can sour and curdle in a few hours

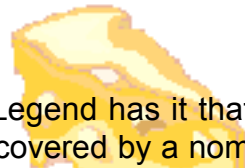
The easiest kind of cheese to make is yogurt.



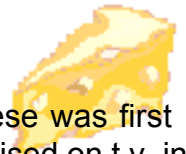
Before refrigeration the only way to preserve milk was to make it into yogurt or cheese.

Legend has it that cheese was discovered by a nomad from Arabia.


The story says that he filled his saddlebag with milk for his journey across the desert. After riding for several hours, he stopped to take a drink and discovered that the milk had separated into **curds** (solid white lumps) and **whey** (a watery liquid.) The saddlebag was made from the stomach of a young animal so it contained an enzyme called rennin which causes milk to coagulate. The combination of rennin, the hot sun, and the galloping motions of the horse were effective in turning the liquid milk into cheese!



Cheese was first advertised on t.v. in 1968!



The holes in Swiss cheese are called "eyes."

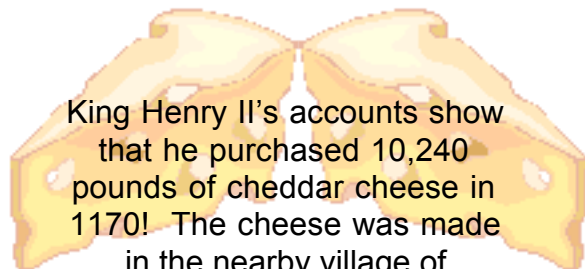


It takes about one gallon of milk to make one pound of cheese.

Colby cheese was developed in Colby, Wisconsin about 100 years ago.



King Henry II's accounts show that he purchased 10,240 pounds of cheddar cheese in 1170! The cheese was made in the nearby village of Cheddar in Great Britain.



THE STINKY CHEESE MAN



and other FAIR(LY) (STOOPID) TALES

PICTURE THIS: ILLUSTRATORS at WORK

HOLD your NOSE !

The Stinky Cheese Man wants to be chased just like the Gingerbread Man. Instead, everyone he meets runs away from him because of his bad smell!

Create a class list of other things that smell bad...

wet socks	old tennis shoes
rotten eggs	sour milk
burned popcorn	bad breath

Pass out oil pastels or construction paper crayons to your students along with 9" x 12" pieces of black construction paper.

Invite students to draw a picture of a character based on one of the odors. Remind students of the importance of choosing appropriate colors and attributes for the character. Encourage students to blend colors to create unique effects.

Post the drawings around the classroom and ask students to work together to create a story using some of the characters if time permits.



Lane Smith created his eerie award-winning illustrations for *The Stinky Cheese Man* with layers of oil paints that he built up to create texture. As a child Lane liked thunderstorms, nighttime, Halloween and old monster movies. As a teen-ager, the illustrator worked as a custodian at Disneyland where he enjoyed cleaning the Haunted Mansion after hours.

tri - FRACTURED CHARACTERS

Divide students into groups of three. Pass out drawing paper and instruct each student to draw a picture of a character from one of the following stories represented in the musical:

Jack and the Beanstalk
Cinderella
The Little Red Hen
Rumplestiltskin
The Ugly Duckling
The Gingerbread Man
Foxy Loxy

Provide crayons or markers for coloring the characters and then ask each student to carefully cut their character out. Instruct students to cut the character into three parts; the head, body, and legs, then trade parts within their group.

Pass additional paper out to students and ask them to glue the three "fractured" body parts together to create a new character. Instruct students to outline the new character with permanent black marker.

Instruct the students to create a "fractured" background for their character based on the stories it appears in. Finally, invite them to think of a fitting name for their character.



THE STINKY CHEESE MAN



and other

FAIR(LY) (STOOPID) TALES

SAMPLE IT!

you're INVITED...

Host a cheese tasting in your classroom!
Select a variety of cheeses from different cultures, such as...

brie
cheddar
colby
roquefort
limburger

feta
swiss
mozzarella
edam
lab

***See page 8 for additional information about the above varieties of cheese.**

Encourage students to create invitations for parents, or other staff members in your school.


Cut pieces of cheese for sampling and reserve a few "tester" pieces for handling and smelling. Provide plain crackers and small, thin slices of apple for palate cleansing between samples.

Copy and pass the Cheese Samplers Survey out to students and guests. Invite them to respond to as many questions as possible.

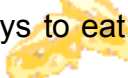
CHEESEY chow

Cheese is a great source of calcium which is necessary for good bone health. Almost any food tastes better with a bit of cheese!

Share with your students some of your favorite ways to enjoy cheese. Generate more ideas for "chowing cheese" with one of these activities:

Ask students to write out their favorite recipe in which cheese is an ingredient. 

Make a list of student responses to a prompt such as "my favorite way to eat cheese is..."

Brainstorm a class list of favorite ways to eat cheese. 

Name: _____

CHEESE SAMPLER'S SURVEY

Which cheese...

is the saltiest? _____

would be best on a pizza? _____

has the mildest flavor? _____

is the stinkiest? _____

goes best with crackers? _____

has the strongest flavor? _____

has the most holes? _____

is your favorite? _____

is your least favorite? _____

Do you prefer cheese made from the milk of a

cow sheep goat (circle one)

Which of the cheeses in the sample are new to you?



GRAPH it!

Use each of the categories in the Cheese Sampler's Survey to graph the results of the cheese tasting.



THE STINKY CHEESE MAN and other FAIR(LY) (STOOPID) TALES



CHEESE: GLOBALLY DELICIOUS



brie... bree

A buttery soft cheese with a white rind. Made in France from cow's milk.



limburger...

A strong flavored German cheese that was first made by Belgian monks. Bacteria in the rind of the cheese give it a strong aroma.



feta... feh' tah

A Greek cheese that is usually made from goat's milk. Feta is pickled in brine to preserve it.



edam... E' dum

A ball shaped cheese coated with red wax. The cheese is made from cow's milk near Edam in Holland.



lab...

This Ethiopian cheese can be made by mixing cottage cheese, yogurt, grated lemon rind, herbs, parsley, salt, and pepper.



swiss...

A cheese noted for the holes that form during the aging process. It was first made in the Emmentaler Valley in Switzerland in the mid-1400s.



roquefort... roke' furt

Sometimes called bleu cheese because of its blue veins. Made in Roquefort, France.



cheddar...

First made in the village of Cheddar in Great Britain, this yellow cheese was King Henry II's favorite!



mozzarella...

A firm white Italian cheese that was originally made from the milk of water buffalo!

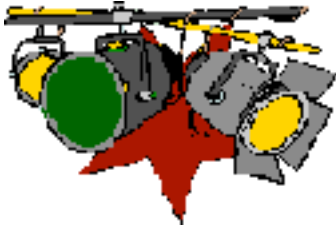


colby...

Mild flavored cheese first made in Colby, Wisconsin in the mid-1800's.

BIBLIOGRAPHY

- A Brief History of Cheese.* November 29, 2005.
<http://www.godecookery.com/how2cook/cheesnet.htm>
- Caldecott Medal and Honor Books.* The Children's Literature Web Guide. November 16, 2005.
http://www.ucalgary.ca/~dkbrown/cald_hon.html
- The Cheddar Gorge Cheese Company. November 28, 2005.
<http://www.cheddargorgecheeseco.co.uk/>
- Cheese - ALL Stinky.* igourmet.com. December 1, 2005.
<http://www.igourmet.com/shoppe/shoppe.asp?cat=1&subcat=ALL+Stinky&price=&Scroll>
- A Dictionary & History of Cooking, Food, and Beverages.* Linda's Culinary and Food Dictionary and Glossary A to Z. November 28, 2005.
<http://whatscookingamerica.net/Glossary/S.htm>
- Food Heroes.* BBC Food. November 28, 2005.
http://www.bbc.co.uk/food/tv_and_radio/food_heroes/directory_cheese.shtml
- History of Cheese.* History for Kids. November 28, 2005.
<http://www.historyforkids.org/learn/economy/cheese.htm>
- History of Cheese.* Les Fromageries RichesMonts. November 29, 2005.
http://www.richesmonts.com/page_en/index.html
- How Cheese is Made.* Wisconsin Milk Marketing Board. November 29, 2005.
http://www.wisdairy.com/cheeseinfo/virtual_tours.asp
- The Pantry: Dairy Cheese.* Baking 911. November 29, 2005.
<http://www.baking911.com>
- The Randolph Caldecott Medal.* American Library Association. November 16, 2005.
<http://www.ala.org/ala/alsc/awardsscholarships/literaryawds/caldecottmedal/aboutcaldecott/aboutcaldecott.htm>
- Series Books.* KidsReads.com. November 19, 2005.
<http://www.kidsreads.com/series/series-warp-author.asp>
- Welcome to the Caldecott Medal Home Page!* American Library Association. November 16, 2005.
<http://www.ala.org/ala/alsc/awardsscholarships/literaryawds/caldecottmedal/caldecottmedal.htm>



THEATER ETIQUETTE

Each year, thousands of teachers, students, bus drivers, and parents take part in CSB/SJU's Fine Arts Education Series. Please review the **LOOKING and LISTENING** information below with your students to help make your theater experience the best it can be.

LOOKING and LISTENING

Attending a live performance of *The Stinky Cheese Man* will be interesting and enjoyable for everyone if you remember to...

- ~watch for facial expressions to help you understand what the actors are feeling.
- ~listen in order to understand the lyrics of the songs and what the actors are saying.
- ~watch for the similarities between the set design and the book illustrations.

The performers in *The Stinky Cheese Man* need help from you, the audience. You are an important part of the play. Being an audience member in a theater is different from watching a movie or television show. The actors are in the same room with you and are affected by what you do. To do their best, the actors need you to watch and listen closely. Other audience members also depend on your quiet attention during the performance so that they can enjoy their theater experience as well.

Please review the **PROCEDURES** information below to help your theater visit go smoothly.

PROCEDURES

- ~Please bring a minimum of one adult chaperone for every fifteen students.
- ~Please remind chaperones that the theater etiquette they model speaks volumes to your students.
- ~Prepare your students to enter the theater in single file in order of seating.
- ~Position your chaperones to maximize adult supervision of your group.
- ~Please wait until your whole group is seated before making trips to the rest room. Then students may go in small groups with the teacher's permission. Younger students making trips to the rest room will need to be chaperoned.
- ~The theater is a food, gum, drink, radio, camera, tape, and video recorder free zone!
- ~Please leave inappropriate behaviors behind when visiting the theater.
- ~Please remain seated following the performance. Your group will be dismissed from the theater by a Fine Arts Programming staff member.

Enjoy The Stinky Cheese Man!

This study guide was written and designed by Janine Bunkowski. Some parts were adapted from material provided by the Dallas Children's Theater On Tour.